








Previsión a corto plazo

Promedios de estación

	 °C	 %	 hPa	 km/h	 mm/h	 °C
6 Jun	16.8 / 8.2	78.7	1014.7	8.4	0.3	15.7 / 6.7
7 Jun	16.4 / 7.8	78.3	1016.2	7.3	0.2	15.4 / 6.6
8 Jun	18.0 / 7.9	75.1	1016.1	7.7	0.2	16.4 / 6.9
9 Jun	17.4 / 8.6	78.0	1015.3	8.0	0.9	15.8 / 7.4
10 Jun	17.6 / 8.0	74.3	1017.0	7.7	0.0	15.5 / 6.8
11 Jun	17.4 / 8.2	74.5	1016.4	9.1	0.1	15.6 / 6.3
12 Jun	18.1 / 9.3	75.9	1014.8	11.7	2.1	15.8 / 8.0
13 Jun	18.1 / 9.6	73.9	1016.8	10.2	0.3	16.8 / 7.8
14 Jun	15.9 / 7.6	74.9	1018.6	11.1	0.2	13.0 / 5.4

Extremos de la estación

	 °C	 %	 hPa	 km/h	 km/h	 mm/h	 °C
6 Jun	25.3 2024	99.0 2026	1032.8 2012	51.5 2012	69.2 2012	4.4 2019	27.4 2024
	-0.4 2012	36.0 2012	1000.8 2015	-	-	-	-4.2 2012
7 Jun	24.8 2024	100.0 2025	1032.6 2012	37.0 2014, 2016	46.7 2014	1.5 2017	27.3 2024
	-2.8 2012	32.0 2012	1004.4 2026	-	-	-	-7.8 2012
8 Jun	27.7 2023	97.0 2011, 2025	1030.7 2010	27.4 2013, 2014, 2023	48.3 2023	2.5 2017	28.3 2023
	0.0 2012	32.0 2012	1001.7 2023	-	-	-	-2.2 2012
9 Jun	22.7 2024	100.0 2011, 2025	1031.5 2010	38.3 2023	57.9 2023	15.0 2013	22.2 2024
	1.7 2012	32.0 2023	999.4 2024	-	-	-	-1.3 2012
10 Jun	24.3 2017	100.0 2025	1032.7 2016	32.2 2016	41.8 2016, 2021, 2024	0.3 2013	23.5 2017
	-1.1 2022	28.0 2012	1000.3 2018	-	-	-	-5.2 2022
11 Jun	22.3 2011	98.0 2013, 2025	1030.5 2016	32.2 2017, 2020	46.7 2020	0.8 2014, 2018	22.7 2013
	-0.3 2022	33.0 2009	1000.9 2014	-	-	-	-4.5 2022
12 Jun	27.1 2024	96.0 2019	1032.6 2023	46.7 2014	64.4 2014	35.8 2014	28.7 2024
	0.1 2023	30.4 2020	995.7 2014	-	-	-	-4.4 2023
13 Jun	28.4 2024	98.0 2025	1033.5 2023	28.4 2024	46.7 2009, 2024	3.4 2019	29.1 2024
	0.7 2023	31.0 2022	992.3 2024	-	-	-	-2.7 2020
14 Jun	23.1 2024	98.0 2025	1032.5 2018	43.5 2013	56.3 2013	1.8 2010	19.8 2024
	-0.1 2018	29.0 2020	998.8 2024	-	-	-	-1.8 2020

Almanac

